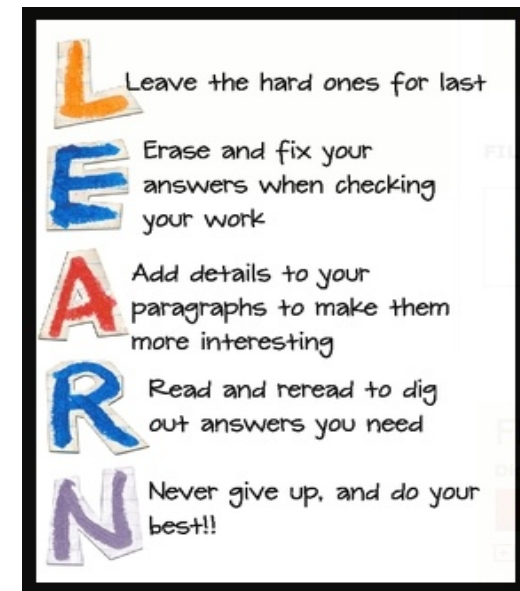
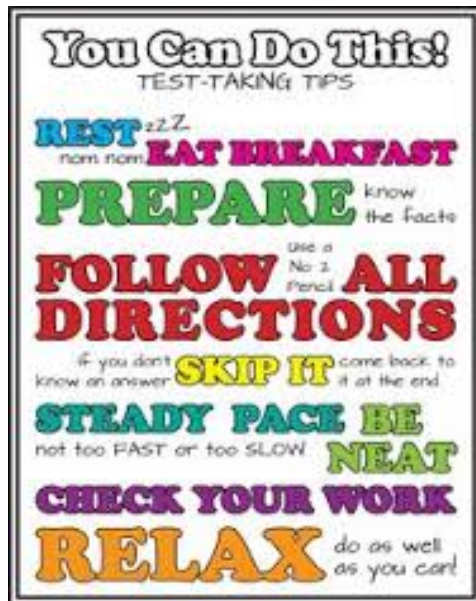




Testing
Please do not disturb.
Thank you!



Our Grade 2 Test-Taking Tips!



TEST-TAKING TIPS



BEFORE THE TEST

- ✓ Pay attention in class.
- ✓ Keep up with homework assignments. **A+**
- ✓ Review textbook information, class notes, and homework.
- ✓ Memorize important information.
- ✓ Make and follow a study schedule.

DURING THE TEST

- ✓ Follow directions.
- ✓ Read questions carefully. **A+**
- ✓ Plan your time.
- ✓ Answer easier problems first.
- ✓ Work neatly.
- ✓ Check your answers.

Test Taking Strategies Math

1. Decide which operation you need to use.
2. Look carefully at all parts of graphs, maps, and tables. 
3. Estimate your answer, then solve the problem.
4. Draw pictures to help solve word problems.
5. If you get stuck on a problem, move on to the next one. Come back to it later if there's time.
6. Check your work using reverse operations.
7. Read all the answer choices before making a final decision. 

Test Taking Strategies Reading

1. Look at the title of the passage and pictures first. Try to predict what the passage will be about.
 2. Use context clues to help you figure out words you don't understand. 
 3. Pay attention to the order of events. Look for words such as "first," "next," "then," and "later."
- Watch for absolute words that can change meaning, such as "all," "always," "never," "not," and "only."
- Underline key words that tell what happened or why.
- Find evidence in the passage that supports your answer choice.
- Read all of the possible answers before marking your selection.

- ✓ Encourage your child to do his/her best
- ✓ If your child is too ill to attend school, please call the school office.
- ✓ If the test is on a subject for which you can review (such as a math), help your child go over the booklet
- ✓ Remind your child to listen carefully to the instructions from the teacher and to read the directions and each question carefully
- ✓ Explain to your child the importance of using time wisely
- ✓ If your child gets stuck on a question, encourage him or her to make the best guess and move on...
- ✓ Tell your child to attempt to answer all of the questions on the test and not to leave any blank
- ✓ Encourage your child to stay focused on the test, even if other students finish early

If your child is disappointed after taking a test, reassure him or her that there will be plenty of opportunities to improve and succeed!



Strategies for Answering a Question

Parents, these strategies will work on any question be it Math or Reading.

Eliminate Answers
Mark out the answers that you know are wrong. This will give you a better chance of getting the right answer.

Underline Details
Underline important words or phrases in the passage or problem.

Circle Key Words
Circle key words in the questions before reading the passage. This will help you know what to look for.

Stay focused
Mark the right choice
Always do your best
Recheck your work
Take your time
I know you can do it
Expect the best

www.kidsplansandbooks.com

